



BOOM 2022

ANNUAL GENERAL MEETING

25 November 2022



BOOM

CHAIR'S ADDRESS **Melanie Allibon**

FY22 RESULTS*



Revenue

\$215.8m

up from \$173.3m



EBITDA

\$41.6m

up from \$36.3m



EBIT

\$7.1m

up from \$4.5m



NPAT

\$3.8m

up from \$1.2m



Operating Cashflow

\$37.6m

up from \$25.9m
(before tax)



ROCE

4.1%

up from 2.5%



Net CAPEX

\$16.8m

up from \$14.7m



Gearing

29.4%

(net debt/equity)

* FY22 compared to FY21 (pcp)

OUR INDUSTRIES & MARKET OPPORTUNITIES

Mining



Mining

Mining support services is circa \$37B* over next 3 years, driven by strong demand for commodities

Boom provides total lifting services, including cranes, rigging, supervision and site management for ongoing mining maintenance

Growth opportunities with "value-added" services in mining maintenance and shutdown programs

Renewables



Renewables

Wind farm construction projects planned is circa \$5B* over next 3 years

Boom provides a total construction & installation service package, including lifting, mechanical and electrical installation and onsite project management

Growth in wind farm maintenance services, with over 3500 turbines operating in Australia

Infrastructure



Infrastructure

Road and civil engineering construction works planned is circa \$96B* over next 3 years

Boom provides large-scale heavy lift cranes, rigging and specialised crews, engineering services and project management

Growth in construction of bridges, rail networks and major road projects with the installation of tunnel boring machines (TBM)

Energy



Energy

Electricity infrastructure construction projects planned is circa \$32B* over next 3 years

Boom provides cranes, travel towers and specialist teams to high-voltage transmission line works

Growth in expanding renewables sector, with 'string-line' works, substation, power line and interconnector projects

* Source: IBISWorld (total industry projected spend)

BOARD OF DIRECTORS AND EXECUTIVE TEAM



Melanie Allibon

Independent, Non-executive
Chair



Damian Banks

Independent, Non-executive
Director



Stephen Grove

Non-independent,
Non-executive director



Kieran Pryke

Independent, Non-executive
Director



James Scott

Independent, Non-executive
Director



Tony Spassopoulos

Managing Director



Andrew Bendall

Chief Financial Officer



Ben Pieyre

Chief Operating Officer



Reuben David

General Counsel and
Company Secretary

BOOM

MANAGING DIRECTOR'S
ADDRESS

Tony Spassopoulos



ABOUT US

At Boom, we deliver safe lifting solutions, with scale and precision, every time. Managing risk and complexity with confidence – that's the promise we make to our customers

800 employees, 400 full-time and 400 flexible workforce

14 depots across Australia

280 cranes in all sizes up to 750 tonnes capacity

80 travel towers in all sizes up to 70 metres reach

Our Values differentiate our business. They guide our decisions, our behaviours and the way we do business

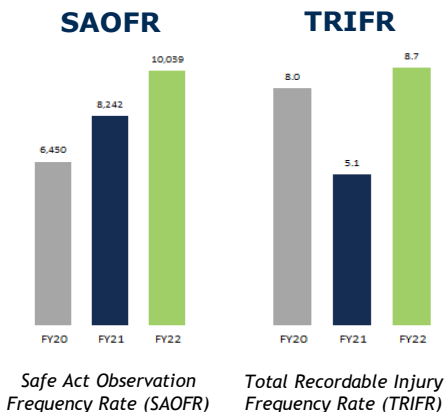


Our People are our strength. We strive to retain and recruit the best talent to ensure safety, performance and growth including our commitment to advance diversity across our business



SAFETY

- Boom's safety performance is a key operational metric, with ongoing focus on Safe Act Observations (SAO's) and on-site interactions with the workforce
- COVIDSafe practices maintained across all Boom depots and customer sites
- Implementing training programs and initiatives on employee health & wellbeing
- Safety of our customers and employees is our priority as we continue our journey towards zero harm



Positive safety culture across the business, Zero LTI's last 12 months




Boom Life Saving Rules

ENVIRONMENTAL, SOCIAL & GOVERNANCE

- ESG Charter developed and formalising our commitment to sustainable initiatives to reduce our carbon footprint and emission targets
- Ordered our first electric operated "E-Power Pack" mobile crane to be delivered 2H FY23
- Working closely with key suppliers to introduce new hybrid cranes into Australia
- Expanding work in the renewable energy sector, installing wind turbines and maintaining wind farm assets

Working with
key suppliers
to introduce
new assets
with **Hybrid**
technology



DIVERSIFIED REVENUE STREAMS



MINING AND RESOURCES

FY22 overview

- Significant revenue growth across all regions with 43% increase to \$116m in mining maintenance & services
- Major BHP Olympic Dam SCM21 completed, delivering \$17.9m in shutdown revenue
- Contract extensions with major mining customers
- Maintenance works increased at Boddington Gold (WA), Anglo, BMA, Glencore (QLD), and Mt Arthur (NSW)

FY23 outlook

- Expansion opportunities in central Queensland and the north-west WA region with new and existing customers
- Continued growth focus on crane services broad offering including skilled shutdown services and engineering solutions
- Price growth opportunities to recover labour increases and skills shortages in negotiations within existing contracts
- Skilled labour shortages prove challenging
- New maintenance contract tenders in negotiation

Strong demand
in mining sector
with revenue
up **43%**
on last year



CASE STUDY: BHP OLYMPIC DAM SCM21 SHUTDOWN

The SCM21 shutdown (Smelter Campaign Maintenance) was undertaken at BHP's Olympic Dam site

Boom provided all lifting services across the site for the SCM21 shutdown. This included:

- 23 additional assets on site
- 120 Boom inducted personnel
- 142,000 actual worked hours
- 150 detailed engineering lift studies

Delivering efficiency, productivity and safety for the project.

New cranes delivered to Olympic Dam for SCM21 and ongoing contract work



WIND, ENERGY & UTILITIES


FY22 overview

- Renewables and Energy revenue increased by 10% to \$43m
- Wind farm installation works completed at Coopers Gap (QLD) and commenced new project at Bango wind farm (NSW)
- High-voltage transmission line project in the Pilbara (WA) scope extended, using travel towers to install 285 high voltage towers
- Growth in wind farm maintenance services, replacing blades, gearboxes and pitch bearings for clients across Australia

FY23 outlook

- Renewable energy is a key growth sector that we are targeting for future revenue streams
- Bango wind farm project completed in 1Q FY23
- Over 3,500 wind turbines are operational across Australia, with ongoing maintenance and servicing required by wind farm customers
- Strong project pipeline with over 4,000 new onshore wind turbines planned to be installed across Australia
- New work secured on major energy Interconnector projects in South Australia and Queensland. Total new revenue anticipated from these major interconnector projects is circa \$12m

Wind & Energy
project revenue
up **10%**
on last year



CASE STUDY: BANGO WIND FARM PROJECT

The Bango Wind Farm is located in Ngunnawal Country, 30km north of Yass in NSW and will operate 46 GE 5.3MW turbines

Boom provided the cranes and lifting services on site to build the Bango wind farm

The project required 750 tonne crane to lift the 5.3MW platform in place, the major lift being 136 tonnes to a hub height of 121 metres

The Bango wind farm project completed 1Q FY23

**750 tonne
crane lifting
136 tonne
121 metre
hub height**



INFRASTRUCTURE

FY22 overview

- Infrastructure revenue increased by 35% to \$31m
- Snowy 2.0 project continued, installing new tunnel boring machines (TBMs) and tunnel refurbishment work
- Completed infrastructure projects included Parramatta Light Rail (NSW), Martinus Rail (QLD) and Armadale Bridge (WA)
- Commenced work on Cross River Rail (QLD)

FY23 outlook

- Ongoing Snowy 2.0 project and TBM work in FY23
- New infrastructure projects secured include sections of the Sydney Gateway project, Waterloo station, Parkes Special Activation Precinct (NSW), Cross River Rail (QLD) and various new Western Australian contracts
- Strong tender pipeline across road infrastructure, civil engineering, rail and tunnel projects, with some projects delayed until 2H FY23 due to supply of materials

Infrastructure
project revenue
Increased by
35%
on prior year



FY23 OUTLOOK



1H revenue will be lower than pcg with no SCM21 project, wet weather events & supply chain delays



Building recurring revenues in **Mining** maintenance and major shutdowns in QLD & WA



Strong tender pipeline in **Renewables** as wind farm projects commence 2H



Strategy to achieve sustainable **profit growth** and improve **return on capital**



Strong 2H revenue expected as new major projects commence & skilled labour availability



Infrastructure projects delayed due to supply chain & material shortages



Increasing activity on **Interconnector & Energy**, with SA & QLD contracts to commence



Refreshing fleet to reduce maintenance costs and **capital recycling** selling older assets

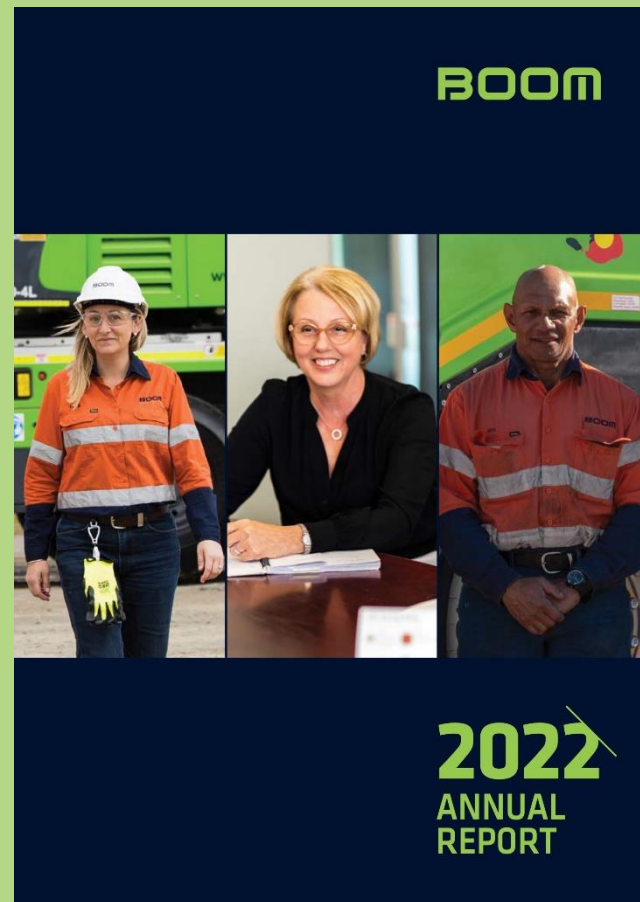


BOOM
2022

**FORMAL
BUSINESS**

Item 1

- Financial Statements and Reports



Item 2

- That Mrs Melanie Allibon be re-elected as a Director of the Company

Source: Computershare	Number of Shares	% of all issued Shares
For	118,912,471	27.80%
Against	664,601	0.16%
Discretionary*	4,700,475	1.10%
Abstain	122,334	0.03%

* The number of the Chair's discretionary votes.

Note: These figures relate to the proxies lodged 48 hours prior to the meeting.

Item 3

- That Mr Damian Banks be elected as a Director of the Company

Source: Computershare	Number of Shares	% of all issued Shares
For	118,688,059	27.75%
Against	692,265	0.16%
Discretionary*	4,711,409	1.10%
Abstain	308,148	0.07%

* The number of the Chair's discretionary votes.

Note: These figures relate to the proxies lodged 48 hours prior to the meeting.

Item 4

- That Mr James Scott be elected as a Director of the Company

Source: Computershare	Number of Shares	% of all issued Shares
For	118,586,676	27.72%
Against	780,582	0.18%
Discretionary*	4,714,475	1.10%
Abstain	318,148	0.07%

* The number of the Chairs discretionary votes.

Note: These figures relate to the proxies lodged 48 hours prior to the meeting.

Item 5 – Adoption of the Remuneration Report

- That the Remuneration Report for the financial year ended 30 June 2022 be adopted

Source: Computershare	Number of Shares	% of all issued Shares
For	64,462,371	15.07%
Against	3,168,947	0.74%
Discretionary*	4,700,475	1.10%
Abstain	51,768,088	12.10%

* The number of the Chair's discretionary votes.

Note: These figures relate to the proxies lodged 48 hours prior to the meeting.

Item 6 – Grant of Rights to the Managing Director

- That for the purposes of ASX Listing Rule 10.14 and for all other purposes, **approval** be given for the issue of the following Rights to Mr. Tony Spassopoulos, the Company's Managing Director, under the Company's Executive Remuneration Plan on the terms summarized in the Explanatory Memorandum:
 - a. The issue of Rights to the Managing Director in relation to the FY23 Salary Sacrifice Rights Offer;
 - b. The issue of Rights to the Managing Director in relation to the deferred component of the FY23 Short Term Incentive Offer; and
 - c. The issue of Rights to the Managing Director in relation to the FY23 Long Term Incentive Offer.

Item 6

- Grant of Rights to the Managing Director

Source: Computershare	Number of Shares	% of all issued Shares
For	64,400,139	15.05%
Against	3,558,303	0.83%
Discretionary*	4,782,482	1.12%
Abstain	51,658,957	12.08%

* The number of the Chair's discretionary votes.

Note: These figures relate to the proxies lodged 48 hours prior to the meeting.

Item 7 – Appointment of Auditor

Source: Computershare	Number of Shares	% of all issued Shares
For	118,855,550	27.78%
Against	532,610	0.12%
Discretionary*	4,700,475	1.10%
Abstain	311,246	0.07%

* The number of the Chair's discretionary votes.

Note: These figures relate to the proxies lodged 48 hours prior to the meeting.



**BOOM
2022**

**CLOSE OF
BUSINESS**

DISCLAIMER

This presentation contains certain forward-looking statements with respect to the financial condition, results of operations and business of Boom and certain plans and objectives of the management of Boom. Forward-looking statements can generally be identified by the use of words such as 'project', 'believe', 'foresee', 'plan', 'expect', 'aim', 'potential', 'goal', 'target', 'intend', 'anticipate', 'believe', 'estimate', 'may', 'could', 'should', 'will' or similar expressions. All such forward looking statements involve known and unknown risks, significant uncertainties, assumptions, contingencies and other factors, many of which are outside the control of Boom, which may cause the actual results or performance of Boom to be materially different from any future results or performance expressed or implied by such forward looking statements. Such forward-looking statements speak only as of the date of this announcement. Factors that could cause actual results or performance to differ materially include without limitation the following: risks and uncertainties associated with the Australian and global economic environment and capital market conditions, fluctuations in foreign currency exchange and interest rates, competition, Boom's relationships with, and the financial condition of, its suppliers and customers, or legislative changes, or regulatory changes or other changes in the laws which affect Boom's business. The foregoing list of important factors is not exhaustive. There can be no assurance that actual outcomes will not differ materially from these statements. Readers should not place undue reliance on forward looking statements. Except as required by law and ASX Listing Rules, Boom undertakes no obligation to update publicly or otherwise revise any forward looking statement as a result of new information, future events or other factors.



Boom Logistics Limited (ASX: BOL)

Suite B Level 1
55 Southbank Boulevard
SOUTHBANK VIC 3006

Telephone +61 3 9207 2500

info@boomlogistics.com.au

www.boomlogistics.com.au